

FRONIUS ECO

/ The compact project inverter for maximum yields.




/ SnapINverter Technology



/ Integrated data communication



/ Smart Grid Ready



/ Dynamic Peak Manager



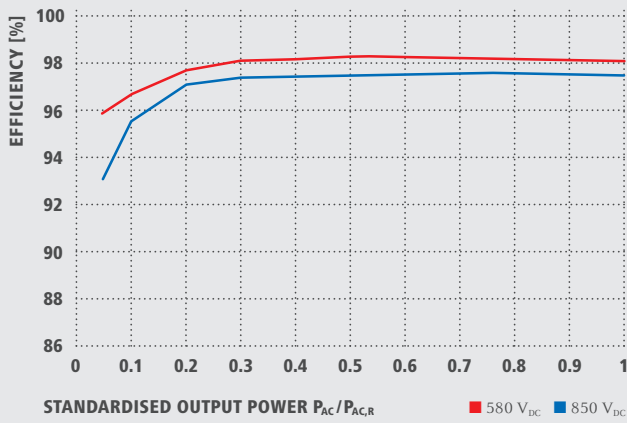
/ The three-phase Fronius Eco in power categories 25.0 and 27.0 kW perfectly meets all the requirements of large-scale installations. Thanks to its light weight and SnapINverter mounting system, this transformerless device can be installed quickly and easily either indoors or outdoors. This inverter range is setting new standards with its IP 66 protection class. Furthermore, thanks to its integrated double fuse holders and optional overvoltage protection, string collection boxes are no longer necessary.

TECHNICAL DATA FRONIUS ECO

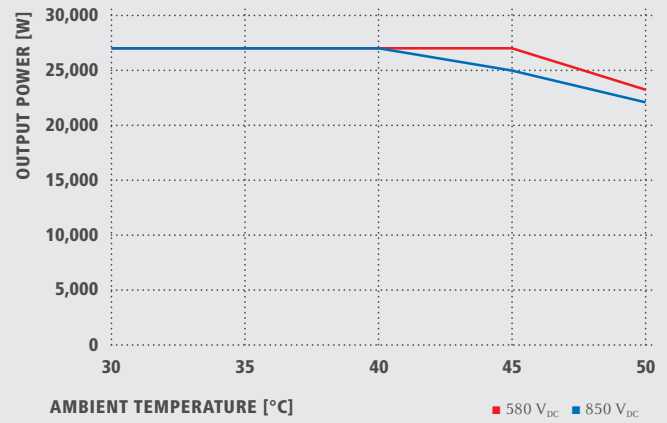
INPUT DATA	FRONIUS ECO 25.0-3-S	FRONIUS ECO 27.0-3-S
Max. input current ($I_{dc\ max}$)	44.2 A	47.7 A
Max. array short circuit current		71.6 A
Min. input voltage ($U_{dc\ min}$)		580 V
Feed-in start voltage ($U_{dc\ start}$)		650 V
Nominal input voltage ($U_{dc,r}$)		580 V
Max. input voltage ($U_{dc\ max}$)		1,000 V
MPP voltage range ($U_{mpp\ min} - U_{mpp\ max}$)		580 - 850 V
Number of MPP trackers		1
Number of DC connections		6
Max. PV generator output ($P_{dc\ max}$)		35.7 kW _{peak}
OUTPUT DATA	FRONIUS ECO 25.0-3-S	FRONIUS ECO 27.0-3-S
AC nominal output ($P_{ac,r}$)	25,000 W	27,000 W
Max. output power	25,000 VA	27,000 VA
AC output current ($I_{ac\ nom}$)	36.1 A	39.0 A
Grid connection (voltage range)		3-NPE 380 V / 220 V or 3-NPE 400 V / 230 V (+20 % / - 30 %)
Frequency (frequency range)		50 Hz / 60 Hz (45 - 65 Hz)
Total harmonic distortion		< 2.0 %
Power factor ($\cos \varphi_{ac,r}$)		0 - 1 ind. / cap.
GENERAL DATA	FRONIUS ECO 25.0-3-S	FRONIUS ECO 27.0-3-S
Dimensions (height x width x depth)		725 x 510 x 225 mm
Weight		35.7 kg
Degree of protection		IP 66
Protection class		1
Overvoltage category (DC / AC) ²⁾		2 / 3
Night-time consumption		< 1 W
Inverter concept		Transformerless
Cooling		Regulated air cooling
Installation		Indoor and outdoor installation
Ambient temperature range		-25 - +60 °C
Permitted humidity		0 to 100 %
Max. altitude		2,000 m
DC connection technology		6x DC+ and 6x DC- screw terminals 2.5 - 16 mm ²
AC connection technology		5-pole AC screw terminals 2.5 - 16 mm ²
Certificates and compliance with standards	ÖVE / ÖNORM E 8001-4-712, DIN V VDE 0126-1-1/A1, VDE AR N 4105, IEC 62109-1/-2, IEC 62116, IEC 61727, AS 3100, AS 4777-2, AS 4777-3, CER 06-190, G59/3, UNE 206007-1, SI 4777, CEI 0-16, CEI 0-21	

²⁾According to IEC 62109-1. DIN rail for optional overvoltage protection (type 2) is included.

FRONIUS ECO 27.0.3-S EFFICIENCY CURVE



FRONIUS ECO 27.0.3-S TEMPERATURE DERATING



TECHNICAL DATA FRONIUS ECO

EFFICIENCY	FRONIUS ECO 25.0-3-S	FRONIUS ECO 27.0-3-S
Max. efficiency	98.2 %	98.3 %
European efficiency (η_{EU})	98.0 %	98.0 %
η at 5 % $P_{AC,r}$ ¹⁾	95.1 / 91.5 %	95.9 / 93.1 %
η at 10 % $P_{AC,r}$ ¹⁾	97.0 / 95.2 %	96.8 / 95.7 %
η at 20 % $P_{AC,r}$ ¹⁾	97.8 / 96.9 %	97.7 / 97.1 %
η at 25 % $P_{AC,r}$ ¹⁾	98.0 / 97.0 %	98.1 / 97.3 %
η at 30 % $P_{AC,r}$ ¹⁾	98.1 / 97.2 %	98.1 / 97.4 %
η at 50 % $P_{AC,r}$ ¹⁾	98.2 / 97.5 %	98.3 / 97.5 %
η at 75 % $P_{AC,r}$ ¹⁾	98.2 / 97.5 %	98.2 / 97.6 %
η at 100 % $P_{AC,r}$ ¹⁾	98.2 / 97.5 %	98.1 / 97.5 %
MPP adaptation efficiency	> 99.9 %	

PROTECTION DEVICES	FRONIUS ECO 25.0-3-S	FRONIUS ECO 27.0-3-S
DC insulation measurement	Yes	
Overload behavior	Operating point shift, power limitation	
DC disconnecter	Yes	
Integrated string fuse holders ²⁾	Yes	
Reverse polarity protection	Yes	

INTERFACES	FRONIUS ECO 25.0-3-S	FRONIUS ECO 27.0-3-S
WLAN / Ethernet LAN	Fronius Solar.web, Modbus TCP SunSpec, Fronius Solar API (JSON)	
6 inputs and 4 digital inputs/outputs	Interface to ripple control receiver	
USB (A socket) ³⁾	Datalogging, inverter update via USB flash drive	
2x RS422 (RJ45 socket) ³⁾	Fronius Solar Net	
Signalling output ³⁾	Energy management (floating relay output)	
Datalogger and Webserver	Included	
External input ³⁾	S0 meter connection / Evaluation of overvoltage protection	
RS485	Modbus RTU SunSpec or meter connection	

¹⁾ And at $U_{mpp\ min} = U_{dc,r} / U_{mpp\ max}$. ²⁾ Optionally fitted with 6 fuses 15 A / 1,000 V on the plus side. ³⁾ Also available in the light version.

/ Perfect Welding / Solar Energy / Perfect Charging

WE HAVE THREE DIVISIONS AND ONE PASSION: SHIFTING THE LIMITS OF POSSIBILITY.

/ Whether welding technology, photovoltaics or battery charging technology – our goal is clearly defined: to be the innovation leader. With around 3,300 employees worldwide, we shift the limits of what's possible - our record of over 900 granted patents is testimony to this. While others progress step by step, we innovate in leaps and bounds. Just as we've always done. The responsible use of our resources forms the basis of our corporate policy.

Further information about all Fronius products and our global sales partners and representatives can be found at www.fronius.com

v05 May 2015 EN

Fronius India Private Limited
GAT no 312, Nanekarwadi
Chakan, Taluka - Khed District
Pune 410501
India
pv-sales-india@fronius.com
www.fronius.in

Fronius Australia Pty Ltd.
90-92 Lambeck Drive
Tullamarine VIC 3043
Australia
pv-sales-australia@fronius.com
www.fronius.com.au

Fronius UK Limited
Maidstone Road, Kingston
Milton Keynes, MK10 0BD
United Kingdom
pv-sales-uk@fronius.com
www.fronius.co.uk

Fronius International GmbH
Froniusplatz 1
4600 Wels
Austria
pv-sales@fronius.com
www.fronius.com